























Type		Design	Size	Shaft diameter [mm]	Application
ER		Slide bearing type ER Foot mounted, finned housing (DIN 31690)	7...28	55...355	Electrical machinery, generators (land- ja marine application), fans, turbo compressors and hydro turbines
			35..45	300...600	
EG		Slide bearing type EG Foot mounted, smooth housing	22..28	200...355	
			35...112	300...1250	
EF		Slide bearing type EF, flange mounted, finned housing (DIN 31693)	7...28	55...355	
			35...45	300...600	
EM		Slide bearing type EM centrally flange mounted (DIN 31694), ZM, EM9S, EM 14S, EM 14XS	9...28	80...355	
			35...45	300...600	
SC		Slide bearing type SC, light series pedestal bearing, smooth housing	25...140	200...1400	Electrical machinery, Dieselgenerators, rolling mill drives
WG		Slide bearing type WG Heavy duty pedestal thrust block, welded, smooth housing	600...9000	200...1400	Large electric machines, rolling mill drives

HG		Slide bearing type HG fully self-contained, combined thrust and journal bearing, smooth housing	28...56	250...560	Hydro turbines and generators, large electric machines
SN		Slide bearing type SN, Propeller shaft bearing Foot mounted, smooth housing	16...100	140...1000	Ship building (main propulsion)
RADILUS		Slide bearing type LR Propeller shaft bearing Foot mounted, smooth housing	13...85	110...850	
DN DG DR		Slide bearings type DN/DG/DR Marine thrust block Foot- and centrally flange mounted	16...80	180...850	
AXILUS		Axial thrust bearing type LAR		125...850	
		Axial thrust bearing type LAK		315...710	
IL		Slide bearing type I Light series, foot mounted, smooth housing	10...22	100...200	Cement industry
IS		Slide bearing type I Heavy series, foot mounted, smooth housing	10...52	100...520	Tube mill drives Crushers
M		Slide bearing type M Foot mounted, smooth housing (DIN 118)	4...18	40...180	Mechanical engineering Ship building Power pack construction Chemical industry

ROTRIX		Trunnion bearing	II _ V	1250...2400	Cement mills Ore processing mills
SH		Slide bearing type SH Trunnion bearing	40...100	400...1000	
EVE EVF		Vertical bearing inserts Type EVE / EVF Thrust and guide bearing inserts	01...018	70...560	Electrical machinery Pumps
VT VG		Vertical bearing type VT / VG Thrust and guide bearing	7...40	70...400	Fans
RD		Thrust bearing inserts with RD-pads	06020...20160	15...900	Compressors, transmissions, turbines, pumps, fans
RD		Thrust pads type RD Circular tilting thrust pads, cup spring supported, for both senses of rotation, Ø 16...200 mm	16...200		Slide bearings E, EV, V, WG, DN and transmissions, turbines, pumps, fans
RS		Thrust pads type RS, circular tilting thrust pads, rigidly supported, for both senses of rotation, Ø 20...630 mm	13...85		

<p>G</p>		<p>Bearing shells type G</p>		<p>50...750</p>	<p>Transmissions, turbines, fans</p>
		<p>External oil circulating unit tank capacity 90...1000 l</p>			<p>Oil supply system for slide bearings</p>